


Projector

Ceiling Mounts


PRS Projector Mount

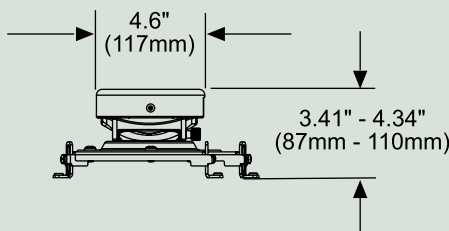

For Projectors up to 25 lb



- Spider® universal adapter plate fits most projectors
- Cable management via access opening allows cables to be routed through projector mount out of sight
- Leg extends from 7.1" to 16.55" to fit most projector models
- Dedicated adapter plates available for specific projector models
- Available clamp-style adapter plates have adjustable height and width to fit most projectors
- Standard and security fasteners included to lock image alignment
- 3 axes of adjustment enable precise image alignment
- Quick-release for easy projector removal and maintenance
- Low-profile design allows projector to be close to ceiling

* Includes theft resistant hardware for attaching projector to mount
 ** Dedicated adapter plates come in black, silver or white and include security fasteners

 Requires projector specific adapter to be purchased separately



MODELS


UNIVERSAL MODELS

Security Fasteners*

PRS-UNV	Black
PRS-UNV-S	Silver
PRS-UNV-W	White

DEDICATED MODELS

Projector Adapter Plate Purchased Separately**

PRS-1	Black	
PRS-1S	Silver	
PRS-1W	White	

KITTED DEDICATED MODELS

Includes Dedicated Projector Adapter Plate

PRS-MODELS	Black
-------------------	-------

PROJECTOR ADAPTER

UNIVERSAL MODELS:

Includes Spider® universal adapter plate to accommodate projector mounting holes from 7.1" to 16.55"

DEDICATED MODELS:

Requires projector specific adapter plate to be purchased separately

KITTED DEDICATED MODELS:

Includes dedicated projector adapter plate. Use MountFinder™ to verify model.

SPECIFICATIONS

DIMENSIONS:

Universal Models: 7.1"-16.55" x 3.41"-4.34" x 7.1"-16.55"
 (18-42 x 8.7-11 x 18-42 cm)
 Dedicated Models: 4.6" x 2.2" x 4.6"
 (11.6 x 5.5 x 11.6 cm)

TILT:

+20/-5°

SWIVEL: 360° (±30° when flush mounted)

ROLL: ±10°

MAX LOAD: 25 lb (11.3 kg)

SHIP WEIGHT:

Universal Models: 3.2 lb (1.4 kg)
 Dedicated Models: 1.4 lb (.6 kg)

MOUNTING SURFACES: Wood joist, concrete and other structures (*Other structures require accessory*)



ACCESSORIES

pg#

ACC, CMJ Models: Ceiling Plates	146-148
ADJ, EXT Models: Extension Columns	148
ACC810: Threaded Rod Adapter	149
PWA-14(S)(W): Projector Wall Arm	150
EX Models: Ceiling/Wall Extension Kits	149

To verify mount compatibility with any LCD, plasma, or projector model use MountFinder™ at www.peerlessmounts.com 800.865.2112

